

DECEMBER 2020

ECONOMIC UPDATE

The Nevada Builders Alliance is Nevada's largest state-wide professional organization representing the construction industry and all affiliated sectors. Since our inception in 1966, our mission has been to create a positive business environment for our member companies and communities. We work every day to build a better, stronger Nevada.

Northern Nevada

1000 N. Division St.; Suite 102
Carson City, Nevada 89703
(775) 882-4353

Southern Nevada

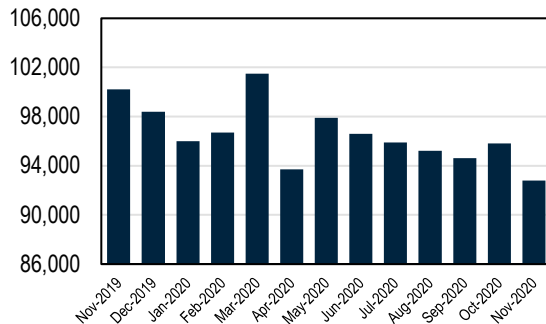
195 E. Reno Ave.; Suite B
Las Vegas, Nevada 89119
(702) 744-8058

Prepared by:

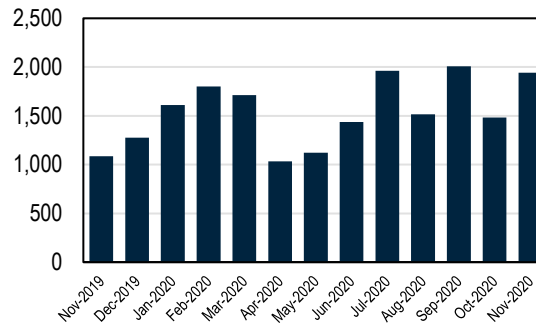


While selected economic indicators were mixed during the latest reporting period, the Nevada economy overall held relatively steady. Consumer spending (taxable retail sales) decreased modestly from \$5.3 billion in September to \$5.2 billion in October (-2.2 percent), and gross gaming revenues reported a 6.3 percent reduction between October and November. In both cases, the declines appeared to follow historical seasonal trends for this time of year despite the newly established base as a result of COVID-19. Nevada's unemployment rate improved for the seventh consecutive month, decreasing by 1.8 percentage points between October and November to 10.1 percent—the lowest it has been since rising to 30.1 percent in April. Total employment grew by just 9,000 jobs in November for a moderate increase of 0.7 percent over the month. Putting downward pressure on this month's job counts were decreases in construction employment, which reported a reduction of 3,000 jobs between October and November. While selected commercial projects are wrapping up, residential construction appears to be pressing forward. A total of 855 new multi-family residential units were permitted in November, more than doubling the value from a year ago. Similarly, single-family residential permitting remained respectable with 1,100 new units (+43.0 percent on the year). Overall, the economy appears well positioned to take advantage of expected improvements in the health crisis as vaccines roll out to the masses in 2021, but challenges in the tourism sector in Southern Nevada are expected to lag in the recovery.

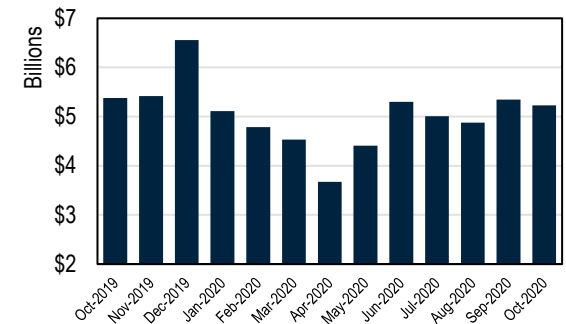
CONSTRUCTION EMPLOYMENT



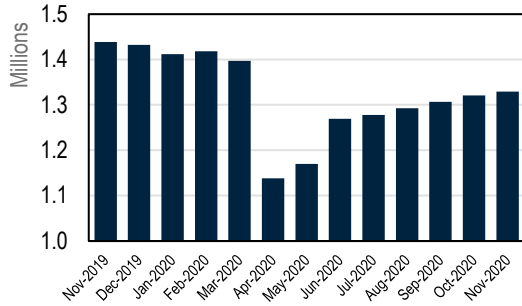
NEW RESIDENTIAL UNITS PERMITTED



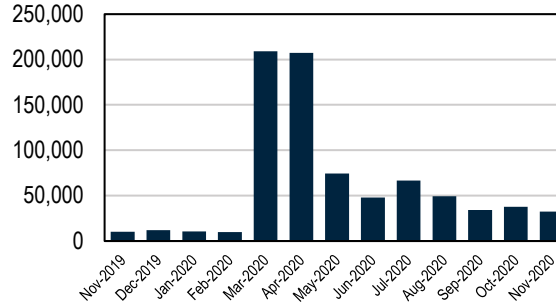
TAXABLE RETAIL SALES



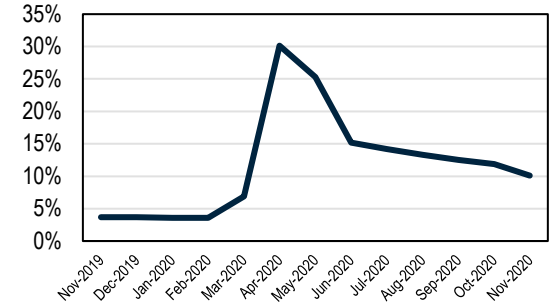
TOTAL EMPLOYMENT



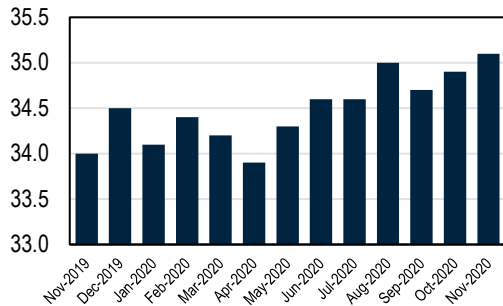
INITIAL UNEMPLOYMENT CLAIMS



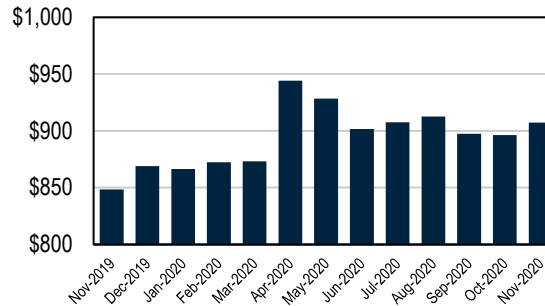
UNEMPLOYMENT RATE



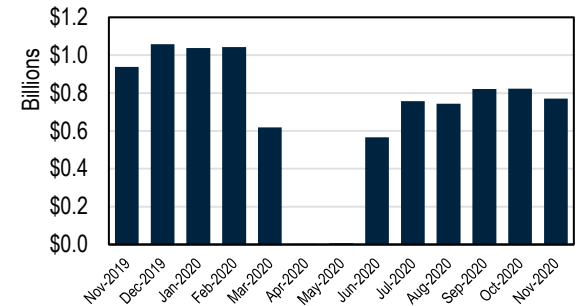
AVERAGE WEEKLY HOURS - PRIVATE



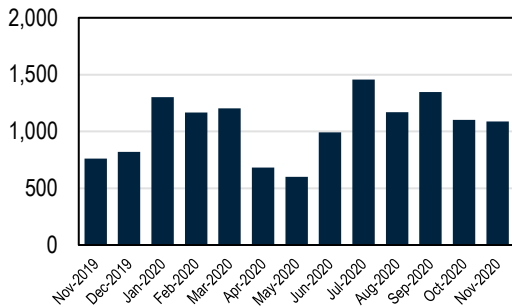
AVERAGE WEEKLY WAGES - PRIVATE



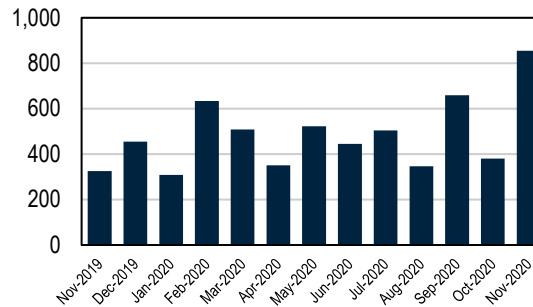
GROSS CASINO GAMING REVENUE



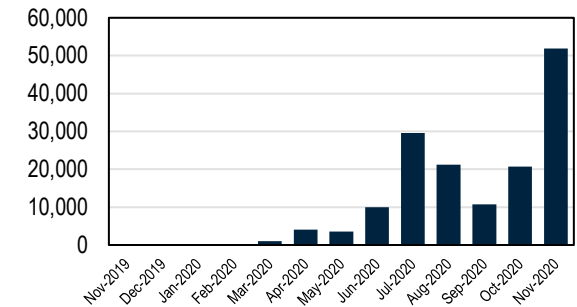
NEW SINGLE-FAMILY UNITS PERMITTED



NEW MULTI-FAMILY UNITS PERMITTED



NEW COVID-19 CASES



Applied Analysis ("AA") was retained by Nevada Builders Alliance to summarize and analyze a series of key economic indicators on a recurring basis. Relevant data were obtained from AA's internal databases as well as national, regional and local data providers, including without limitation, state and local governments. For more information visit <https://nevadabuilders.org/> or <http://appliedanalysis.com/>.

Sources: Bureau of Labor Statistics; Nevada Department of Employment, Training and Rehabilitation; Nevada Department of Taxation; Nevada Gaming Control Board; US Census Bureau; Nevada Department of Health and Human Services. While we have no reason to doubt the accuracy of the data reported by these providers, we have not performed audit or assurance procedures on these data, and as such, we cannot attest to their completeness.

